

Kiosk Eminent landscape line 19" - 22" - 24" - 27" 32" - 43" - 55"

Give your customers a new interactive
experience with a prestop kiosk

Sleek and subtle design



Self Service Innovator





Invest in the future with the **prestop** kiosk. The solution for a quick, accessible and user-friendly customer experience. Sell your products digitally with the **prestop** kiosk. There are multiple possibilities to integrate your corporate identity and signage on the kiosk. The kiosk range is available with a 19", 22", 24", 27", 32", 43" and 55" touch screen in landscape orientation. The display is full HD or ultra HD with PCAP touch technology and 10 simultaneous touch points. Optional signage screens are available on some models.

Kiosk Eminent 19" L Industry

Industrial kiosk with landscape touchscreen. Vandal resistant and modularly expandable with keyboard, printer and scanner.



Edge-to-Edge,
bezelfree glass



Landscape (16:9)


Features

- Borderless design
- Vandal resistant
- Available with thermal A4 printer
- Keyboard
- Glass covers complete front
- Easy to clean
- Sturdy steel information kiosk
- Tight finish
- Easy to transport
- User-friendly
- Modular expandable: Keyboard, Pin terminal, ticket printer, barcode reader, proximity sensor, Wifi adapter, and more

Display	19" Full HD (1920x1080)
Brightness	220 nit
Touch screen	PCAP, 10 touch points
Glass	4 mm, clear, hardened
Housing	Metal
Color	Black, white, optional RAL
Connections	VGA, DVI, HDMI
Operating hours	16/7
Maximum PC size (WxHxD - mm)	300x300x300
Maximum PC size (WxHxD - inches)	11.8x11.8x11.8
Dimensions (WxHxD - mm)	556x1600x380
Dimensions (WxHxD - inches)	22x63x15
Partnumber	105 kg / 231.5 lbs PT-KIOSK-EM19L-I

Kiosk Eminent 22" L-Y

22" information kiosk with A4 printer. Very suitable for registering visitors, checking in, requesting appointment lists and more. Surface entirely made of glass, under which the touch screen is fitted: edge-to-edge. This is easy to clean and gives the information kiosk a premium look that attracts attention. It is also made very robust with 4 mm hardened anti-glare glass.



Edge-to-Edge,
bezelfree glass



Landscape (16:9)


Features

- Privacy foil
- Glass covers complete front
- Easy to clean
- Sturdy steel information kiosk
- Tight finish
- Easy to transport
- User-friendly

Display	22" Full HD (1920x1080)
Brightness	250 nit
Touch screen	PCAP, 10 touch points
Glass	4 mm anti-glare, hardened
Housing	Metal, powder coated
Color	Black, white, optional RAL
Connections	VGA, DVI
Operating hours	24/7
Dimensions (WxHxD - mm)	540 x 1492 x 350 mm
Dimensions (WxHxD - inches)	21.26 x 58.74 x 13.78 in
Weight	57 kg / 125.66 lbs
Partnumber	PT-KIOSK-EM22L-Y

Kiosk Eminent 24" L

Surface entirely made of glass, under which the touch screen is fitted: edge-to-edge. This design ensures less distraction of the screen, is easy to clean and gives the order kiosk a premium look that attracts attention. Although focus is on design, it is also made very robust with 4 mm clear, hardened glass.



Edge-to-Edge,
bezelfree glass



Landscape (16:9)

Features


- Borderless design
- Glass covers complete front
- Easy to clean
- Sturdy steel information kiosk
- Tight finish
- Easy to transport
- User-friendly
- Modular: Upgrade the kiosk with barcode reader, printer, and more

Display	24" Full HD (1920x1080)
Brightness	250 nit
Touch screen	PCAP, 10 touch points
Glass	4 mm clear, hardened glass.
Housing	Metal, powder coated
Color	Black, white, optional RAL
Connections	VGA, DVI, HDMI
Operating hours	20/7
Dimensions (WxHxD - mm)	717 x 1412 x 440 mm
Dimensions (WxHxD - inches)	27.79-28.11 x 56.92 x 18.89 in
Weight	58 kg / 127.87 lbs
Partnumber	PT-KIOSK-EM24L

Kiosk Eminent 24" L-X

Surface entirely made of glass, under which the touch screen is fitted: edge-to-edge.

This design ensures less distraction of the screen, is easy to clean and gives the information kiosk a premium look that attracts attention.



**Edge-to-Edge,
bezelfree glass**



Landscape (16:9)

Features


- Borderless design
- Glass covers complete front
- Easy to clean
- Sturdy steel information kiosk
- Tight finish
- Easy to transport
- User-friendly
- Modular expandible: Pin terminal, ticket printer, barcode reader, proximity sensor, Wifi adapter , and more

Display	24" Full HD (1920x1080)
Brightness	250 nit
Touch screen	PCAP, 10 touch points
Glass	4 mm anti-glare, hardened
Housing	Metal, powder coated
Color	Black, white, optional RAL
Connections	VGA, DVI, HDMI
Operating hours	20/7
Dimensions (WxHxD - mm)	627-647 x 1108 x 466 mm
Dimensions (WxHxD - inches)	24.69-25.47 x 64.05 x 18.35 in
Partnumber	PT-KIOSK-EM24L-X

Kiosk Eminent 24" L + 43" Signage Display P

Surface entirely made of glass, under which the touch screen is fitted: edge-to-edge.

This design ensures less distraction of the screen, is easy to clean and gives the information kiosk a premium look that attracts attention. 43" signage screen to give extra attention to the products. 4 mm tempered glass at the front, consisting of one part and therefore easy to keep clean. Also available without signage display.



**Edge-to-Edge,
bezelfree glass**



Landscape (16:9)


Features

- Borderless design
- Glass covers complete front
- Easy to clean
- 43" Signage display
- Sturdy steel information kiosk
- Tight finish
- Easy to transport
- User-friendly
- Modular expandible: Pin terminal, ticket printer, barcode reader, proximity sensor, Wifi adapter, and more

Display	24" Full HD (1920x1080)
Signage Display	43" Full HD (1080x1920)
Brightness	250 nit
Touch screen	PCAP, 10 touch points
Glass	4 mm anti-glare, hardened
Housing	Metal, powder coated
Color	Black, white, optional RAL
Connections	VGA, DVI, HDMI
Operating hours	20/7
Dimensions (WxHxD - mm)	627-647 x 2145 x 466 mm
Dimensions (WxHxD - inches)	24.69-25.47 x 84.45 x 18.35 in
Partnumber	PT-KIOSK-EM24L-X-43P

Kiosk Eminent 27" L

Surface entirely made of glass, under which the touch screen is fitted: edge-to-edge. This design ensures less distraction of the screen, is easy to clean and gives the order kiosk a premium look that attracts attention. Although focus is on design, it is also made very robust with 4 mm clear, hardened glass.



Edge-to-Edge,
bezelfree glass



Landscape (16:9)


Features

- Borderless design
- Glass covers complete front
- Easy to clean
- Sturdy steel information kiosk
- Tight finish
- Easy to transport
- User-friendly
- Modular: Upgrade the kiosk with barcode reader, printer, disinfection dispenser, and more

Display	27" Full HD (1920x1080)
Brightness	250 nit
Touch screen	PCAP, edge-to-edge, 10 touch points
Glass	4 mm clear, hardened glass.
Housing	Metal
Color	Black, white, optional RAL
Connections	VGA, DVI
Operating hours	20/7
Maximum PC size (WxHxD - mm)	325 x 590 x 330 mm
Maximum PC size (WxHxD - inches)	12.80 x 23.23 x 12.99 in
Dimensions (WxHxD - mm)	717 x 1446 x 440 mm
Dimensions (WxHxD - inches)	28.11 x 56.92 x 17.32 in
Weight	58 kg / 127.87 lbs
Partnumber	PT-KIOSK-EM27L

Kiosk Eminent 32" L

Surface entirely made of glass, under which the touch screen is fitted: edge-to-edge. This design ensures less distraction of the screen, is easy to clean and gives the order kiosk a premium look that attracts attention. Although focus is on design, it is also made very robust with 4 mm clear, hardened glass.



Edge-to-Edge,
bezelfree glass



Landscape (16:9)

Features

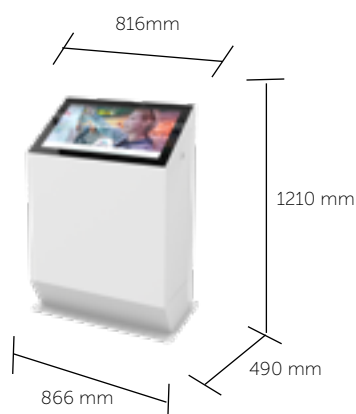
- Borderless design
- Glass covers complete front
- Easy to clean
- Sturdy steel information kiosk
- Tight finish
- Easy to transport
- User-friendly
- Modular: Upgrade the kiosk with barcode reader, printer, and more

Display	32" Full HD (1920x1080)
Brightness	220 nit
Touch screen	PCAP, edge-to-edge, 10 touch points
Glass	4 mm clear, hardened glass.
Housing	Metal
Color	Black, white, optional RAL
Connections	VGA, DVI
Operating hours	24/7
Maximum PC size (WxHxD - mm)	325 x 590 x 330 mm
Maximum PC size (WxHxD - inches)	12.80 x 23.23 x 12.99 in
Dimensions (WxHxD - mm)	958 x 1579 x 440 mm
Dimensions (WxHxD - inches)	37.72 x 62.17 x 17.32 in
Weight	85 kg / 187.39 lbs
Partnumber	PT-KIOSK-EM32L

Kiosk Eminent 32" L-Q

Surface entirely made of glass, under which the touch screen is fitted: edge-to-edge.

This design ensures less distraction of the screen, is easy to clean and gives the information kiosk a premium look that attracts attention.



**Edge-to-Edge,
bezel-free glass**



Landscape (16:9)

Features


- Borderless design
- Glass covers complete front
- Easy to clean
- Sturdy steel information kiosk
- Tight finish
- Easy to transport
- User-friendly
- Modular expandable: Pin terminal, ticket printer, barcode reader, proximity sensor, Wifi adapter, and more

Display	32" Full HD (1920x1080)
Brightness	250 nit
Touch screen	PCAP, 10 touch points
Glass	4 mm anti-glare, hardened
Housing	Metal, powder coated
Color	Black, white, optional RAL
Connections	VGA, DVI, HDMI
Operating hours	20/7
Dimensions (WxHxD - mm)	816-866 x 1210 x 490 mm
Dimensions (WxHxD - inches)	32.12-34.09 x 47.64 x 19.29 in
Partnumber	PT-KIOSK-EM32L-Q

Kiosk Eminent 32" L + 55" Signage Display L

Surface entirely made of glass, under which the touch screen is fitted: edge-to-edge.

This design ensures less distraction of the screen, is easy to clean and gives the information kiosk a premium look that attracts attention. 55" signage screen to give extra attention to the products. 4 mm tempered glass at the front, consisting of one part and therefore easy to keep clean. Also available without signage display.



**Edge-to-Edge,
bezelfree glass**



Landscape (16:9)

Features

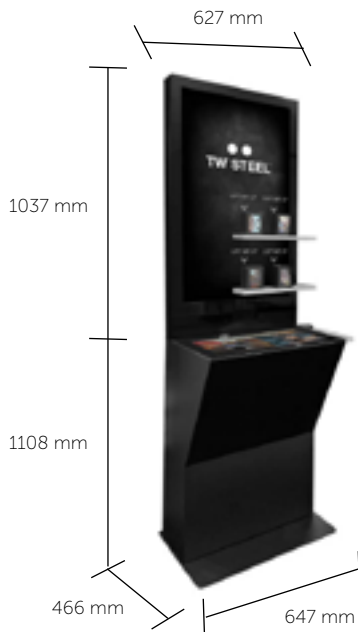
- Borderless design
- Glass covers complete front
- Easy to clean
- 55" Signage display
- Sturdy steel information kiosk
- Tight finish
- Easy to transport
- User-friendly
- Modular expandible: Pin terminal, ticket printer, barcode reader, proximity sensor, Wifi adapter, and more

Display	32" Full HD (1920x1080)
Signage Display	55" Full HD (1080x1920)
Brightness	250 nit
Touch screen	PCAP, 10 touch points
Glass	4 mm anti-glare, hardened
Housing	Metal, powder coated
Color	Black, white, optional RAL
Connections	VGA, DVI, HDMI
Operating hours	20/7
Dimensions (WxHxD - mm)	816-866 x 2076 x 490 mm
Dimensions (WxHxD - inches)	32.12-34.09 x 81.73 x 19.29 in
Partnumber	PT-KIOSK-EM32L-Q-55L

Kiosk Eminent 24" L Flat + 43" Signage Display P + RFID

Surface entirely made of glass, under which the touch screen is fitted: edge-to-edge.

This design ensures less distraction of the screen, is easy to clean and gives the information kiosk a premium look that attracts attention. 43" signage screen to give extra attention to the products. 4 mm tempered glass at the front, consisting of one part and therefore easy to keep clean. Also available without signage display.



**Edge-to-Edge,
bezelfree glass**



Landscape (16:9)


Features

- RFID reader
- Borderless design
- Glass covers complete front
- Easy to clean
- 43" Signage display
- Sturdy steel information kiosk
- Tight finish
- Easy to transport
- User-friendly
- Modular expandable: Pin terminal, ticket printer, barcode reader, proximity sensor, Wifi adapter, and more

Display	24" Full HD (1920x1080)
Signage display	43" Full HD (1080x1920)
Brightness	250 nit
Touch screen	PCAP, 10 touch points
Glass	4 mm anti-glare, hardened
Housing	Metal, powder coated
Color	Black, white, optional RAL
Connections	VGA, DVI, HDMI
Operating hours	20/7
Dimensions (WxHxD - mm)	627-647 x 2145 x 466 mm
Dimensions (WxHxD - inches)	24.69-25.47 x 84.45 x 18.35 in
Partnumber	PT-KIOSK-EM24L-43P-F

Kiosk Eminent 24" L Locker

Prestop delivers smart vending kiosks for application in car dealers, retail, hotel, airport and/or train stations. These vending kiosks extend the opening hours and relieve the counter personnel. Our kiosks are suitable for key distribution and return, sales of products such as souvenirs, cleaning products, earplugs, tools, etc. Together with a partner, we supply these unique kiosks as well as distribution systems consisting of a touch screen, signage and lockers.



Edge-to-Edge,
bezelfree glass



Landscape (16:9)


Features

- User-friendly
- 24" touchscreen and 24" signage screen
- Borderless design
- Easy to clean
- Tight finish
- 16 locker spaces

Display	2x 24" Full HD (1920x1080)
Brightness	220 nit
Touch screen	PCAP, 10 touch points
Glass	4 mm, clear, hardened
Housing	Metal
Color	Black, white, optional RAL
Connections	VGA, DVI, HDMI
Operating hours	16/7
Maximum PC size (WxHxD - mm)	116 x 52 x 112 mm
Maximum PC size (WxHxD - inches)	4.57 x 2.05 x 4.41 in
Dimensions (WxHxD - mm)	714 x 1809 x 480 mm
Dimensions (WxHxD - inches)	28.11 x 71.22 x 18.89 in
Partnumber	PT-KIOSK-EM24L-LOCKER

Kiosk Eminent 24" L Label Scan

Surface entirely made of glass, under which the touch screen is fitted: edge-to-edge. Specially equipped with a scanner and label printer. It also has a camera to take a photo to be printed on the label. Therefore ideal as a registration kiosk.



Edge-to-Edge,
bezelfree glass



Landscape (16:9)


Features

- Borderless design
- Label printer
- Barcode reader
- Camera
- Glass covers complete front
- Easy to clean
- Sturdy steel information kiosk
- Tight finish
- Easy to transport

Display	24" Full HD (1920x1080)
Brightness	350 nit
Touch screen	PCAP, 10 touch points
Glass	4 mm, clear, hardened
Housing	Metal
Color	Black, white, optional RAL
Connections	VGA, DVI, HDMI
Operating hours	16/7
Maximum PC size (WxHxD - mm)	300x300x250
Maximum PC size (WxHxD - inches)	11,8x11,8x9x8
Dimensions (WxHxD - mm)	714x1456x561
Dimensions (WxHxD - inches)	28,1x57,3x22
Weight	70 kg / 154.3 lbs
Partnumber	PT-KIOSK-EM24L-LABEL-SCAN

Kiosk Eminent 24" L Scan

Surface entirely made of glass, under which the touch screen is fitted: edge-to-edge. Specially equipped with a scanner and document reader. Therefore ideal as a registration kiosk.



Edge-to-Edge,
bezelfree glass




Landscape (16:9)

Features

- Borderless design
- Barcode reader
- Document reader
- Glass covers complete front
- Easy to clean
- Sturdy steel information kiosk
- Tight finish
- Easy to transport

Display	24" Full HD (1920x1080)
Brightness	250 nit
Touch screen	PCAP, 10 touch points
Glass	4 mm, clear, hardened
Housing	Metal
Color	Black, white, optional RAL
Connections	Power + UTP
Operating hours	16/7
Maximum PC size (WxHxD - mm)	185x190x55
Maximum PC size (WxHxD - inches)	7.3x7.5x2.2
Dimensions (WxHxD - mm)	694x1448x440
Dimensions (WxHxD - inches)	27.3x57x17.3
Weight	90 kg / 198.4 lbs
Partnumber	PT-KIOSK-EM24L-SCAN-Y

Kiosk Eminent 24" L A4 Print



Edge-to-Edge,
bezelfree glass




Landscape (16:9)

Features

- Borderless design
- A4 printer
- Glass covers complete front
- Easy to clean
- Sturdy steel information kiosk
- Tight finish
- Easy to transport

Display	24" Full HD (1920x1080)
Brightness	220 nit
Touch screen	PCAP, 10 touch points
Glass	4 mm, clear, hardened
Housing	Metal
Color	Black, white, optional RAL
Connections	VGA, DVI, HDMI
Operating hours	16/7
Maximum PC size (WxHxD - mm)	116 x 52 x 112 mm
Maximum PC size (WxHxD - inches)	4.57 x 2.05 x 4.41 in
Dimensions (WxHxD - mm)	717x1412x440
Dimensions (WxHxD - inches)	28.1x56.9x18.9
Partnumber	PT-KIOSK-EM24L-A4-PRINT

Kiosk Eminent 24" L X 43 L



Edge-to-Edge,
bezelfree glass



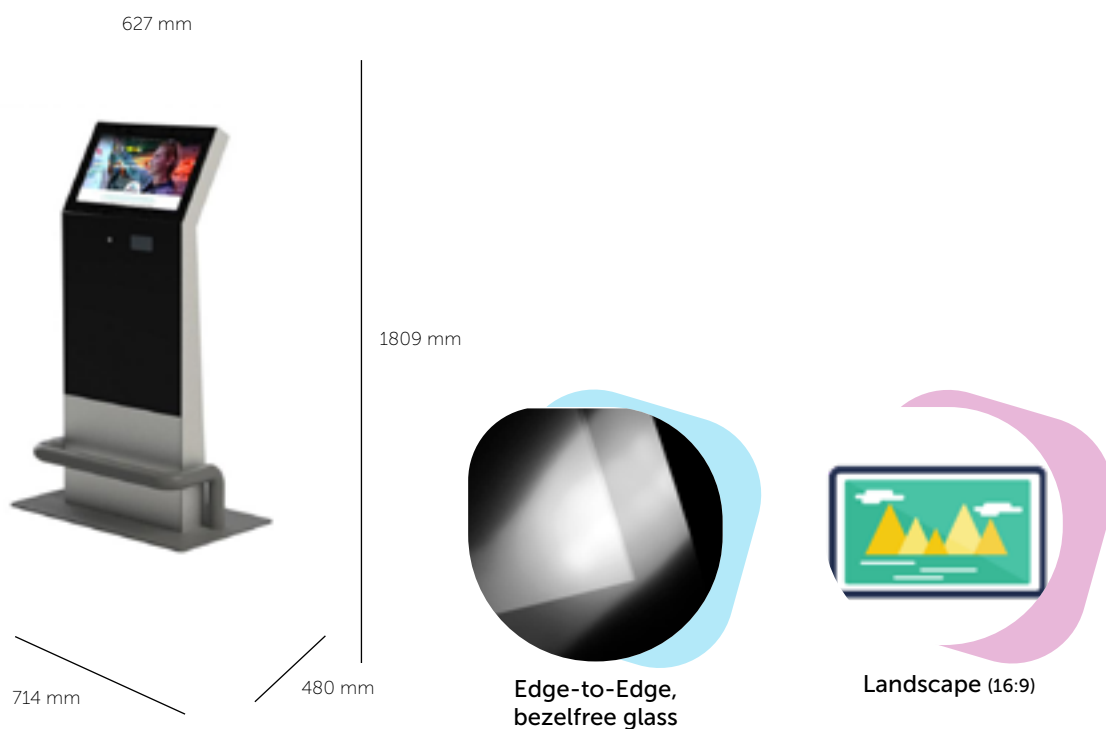
Landscape (16:9)

Features

- Borderless design
- Glass covers complete front
- Easy to clean
- 43" Signage display
- Sturdy steel information kiosk
- Tight finish
- Easy to transport
- User-friendly
- Modular expandible: Pin terminal, ticket printer, barcode reader, proximity sensor, Wifi adapter, and more

Display	24" Full HD (1920x1080)
Signage Display	43" Full HD (1920x1080)
Brightness	24": 250nit, 43": 350 nit
Touch screen	PCAP 24", 43" option
Glass	4 mm
Housing	Metal
Color	Black, white, optional RAL
Connections	VGA, DVI, HDMI
Operating hours	16/7
Maximum PC size (WxHxD - mm)	116 x 52 x 112 mm
Maximum PC size (WxHxD - inches)	4.57 x 2.05 x 4.41 in
Dimensions (WxHxD - mm)	1037x1926x454
Dimensions (WxHxD - inches)	40.8x75.8x17.9
Weight	110 kg / 242.5 lbs
Partnumber	PT-KIOSK-EM24L-X-43L

Kiosk Eminent 24" L Industrial



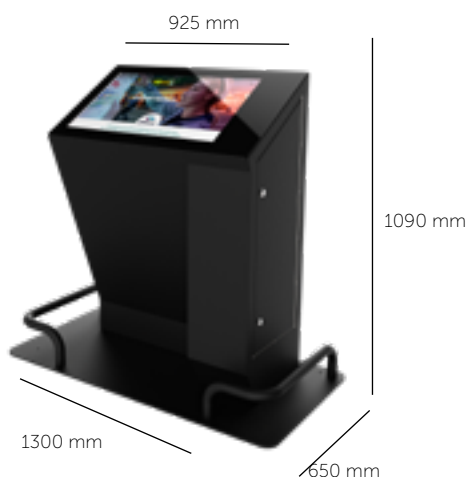
Features

- Stainless Steel
- Optional protection bar
- Borderless design
- Glass covers complete front
- Easy to clean
- Sturdy steel information kiosk
- Tight finish
- Easy to transport
- User-friendly

Display	24" Full HD (1920x1080)
Brightness	225 nit
Touch screen	PCAP, 10 touch points
Glass	4 mm, clear, hardened
Housing	Metal and RVS
Color	Black, white, optional RAL
Connections	VGA, DVI, HDMI
Operating hours	20/7
Maximum PC size (WxHxD - mm)	116 x 52 x 112 mm
Maximum PC size (WxHxD - inches)	4.57 x 2.05 x 4.41 in
Dimensions (WxHxD - mm)	717 x 1412 x 440
Dimensions (WxHxD - inches)	27.79-28.11 x 56.92 x 18.89
Weight	+/- 70 kg / 155 lbs
Partnumber	PT-KIOSK-EM24L-I

Kiosk Eminent 32" L Industrial

The touch surface is entirely made of glass, under which the touch screen is fitted: edge-to-edge. This design ensures less distraction of the screen and is easy to clean. Extremely robust with 4 mm hardened anti-glare glass or Lexan.




Landscape (16:9)

Features

- PCAP touch technology
- Easy to operate
- Easy to clean
- Sturdy steel kiosk with powdercoat finish
- Tight finish
- Easy to transport
- Modular: Upgrade this kiosk with Keyboard, Barcode scanner, cooling / heating module, 4G Puck, Wheels, Protective bar

Display	32" Full HD (1920x1080)
Brightness	400 nit
Touch screen	PCAP, 10 touch points
Glass	4 mm
Housing	Metal
Color	Black, white, optional RAL
Connections	VGA, DVI, HDMI
Operating hours	24/7
Maximum PC size (WxHxD - mm)	220 x 350 x 60 mm
Maximum PC size (WxHxD - inches)	8.66 x 13.78 x 2.36 in
Dimensions (WxHxD - mm)	1300 x 1090 x 650 mm
Dimensions (WxHxD - inches)	19.3 - 24.3 x 57.4 x 13.8 in
Partnumber	PT-KIOSK-EM32L-I

Kiosk Eminent 43" L



Edge-to-Edge,
bezelfree glass



Landscape (16:9)

Features

- Designer kiosk
- Ultra HD screen with 500 nit brightness
- 24/7 screen
- Borderless design
- Glass covers complete front
- Easy to clean
- Sturdy steel information kiosk
- Easy to transport
- Wheelchair-friendly

Display	43" Ultra HD (3840x2160)
Brightness	500 nit
Touch screen	PCAP, 10 touch points
Glass	4 mm
Housing	Metal
Color	Black, white, optional RAL
Connections	VGA, DVI, HDMI
Operating hours	24/7
Maximum PC size (WxHxD - mm)	116 x 52 x 112 mm
Maximum PC size (WxHxD - inches)	4.57 x 2.05 x 4.41 in
Dimensions (WxHxD - mm)	1055x1151x610
Dimensions (WxHxD - inches)	41.5x45.3x24.0
Weight	110 kg / 242.5 lbs
Partnumber	PT-KIOSK-EM43L

Totem Eminent 22" L



Features

- Weatherproof design for outdoor use
- High brightness display
- Intelligent cooling and heating system
- Vandalism proof
- Easy technician access

Display	21.5" Full HD (1920x1080)
Brightness	1600nit
Touch screen	PCAP, 10 touch points
Glass	4 mm, hardened
Housing	Metal, powder coated
Color	Black, white, optional custom RAL
Operating hours	24/7
Dimensions (WxHxD - mm)	608 x 1655 x 215 mm
Dimensions (WxHxD - inches)	23.94 x 65.16 x 8.46 in
Partnumber	PT-TOTEM-EM22L

Totem Eminent 55" L

Outdoor kiosk with landscape touchscreen. High Brightness display for optimal readability in all weather conditions. Also available without touch functionality.



Landscape (16:9)

Features

- Weatherproof design for outdoor use
- High brightness display
- Unique thin design, only 200 mm deep
- Light sensor for optimum readability
- Intelligent cooling and heating system
- Vandalism proof
- Easy technician access
- Optional PCAP touch technology

Display	55" Full HD (1920x1080)
Brightness	3500 nit
Touch screen	PCAP, 10 touch points
Glass	6 mm, hardened, anti-glare or clear
Housing	Metal, powder coated
Color	Black, white, optional custom RAL
Operating hours	24/7
Maximum PC size (WxHxD - mm)	270 x 210 x 120 mm
Maximum PC size (WxHxD - inches)	10.63 x 8.27 x 4.72 in
Dimensions (WxHxD - mm)	1400 x 1698 x 200 mm
Dimensions (WxHxD - inches)	55.12 x 66.85 x 7.87 in
Weight	167,5 kg / 369 lbs
Partnumber - non touch	PT-TOTEM-EM55L-NT
Partnumber - touch	PT-TOTEM-EM55L

Modular

In addition prestop offers the possibility to expand the possibilities with the modular kiosk. This offers various options like a barcode scanner, printer or proximity sensor. The modular kiosk gives you the possibility to turn your kiosk into an order kiosk. Due to the modular design the kiosk is ready for the future!

Multiple possibilities to expand your kiosk



Payment Terminal

No more loss of sales! Customers can order their product which isn't available in your store immediately online.



Printer

Multiple printers are available to install. Based on your needs, we can advise you which printer to use.



Barcode scanner

Scan your products and instantly go to the corresponding page on your website. You can scan the barcodes or QR codes of every product.



Plateau

This plateau is to put your products on when finishing your payment at the kiosk.



Proximity sensor

This sensor registers when a customer or an employee is in front of the kiosk. The sensor makes it possible to easily leave screensaver mode and go to the starting screen.




Kiosk Eminent landscape line



Upgrade the Kiosk

Optional Accessories

- Signage
- Wheel set
- 4G / WiFi
- Flightcase
- Proximity sensor
- Barcode scanner
- NFC/RFID reader
- Disinfection gel dispenser
- Privacy filter
- ID card reader
- Speaker
- Label printer
- Protective barriers
- Intercom
- ID scanner
- Printer
- Mini PC
- Keyboard and mouse
- (3D) camera
- Omnitapps
- SiteKiosk
- Professional installation
- Payment device



Signage

Customize the kiosk according to your corporate identity.



Wheel set

Add a wheel set to make transport easier.



4G / WiFi

Use the kiosk at remote locations without an internet connection: use 4G as an alternative way to connect to the internet.



Flightcase

Make transport easier with a **prestop** Flightcase. It offers roll on / roll off functionality for quick loading and unloading when the kiosk is equipped with the optional wheel set.



Prestop integrates PCAP touch foil from 10" to 85" on glass in every size and shape. With our own cleanroom and our experience, we supply to many screen manufacturers, architects, interior builders, AV companies and end users who are interested in customized interactive displays. We can laminate PCAP technology on glass up to 12 mm thickness.

- Certified cleanroom (ISO 14644)
- Dutch design
- Assembled in The Netherlands
- Transport and installation worldwide

Prestop is your specialist for interactive experiences since 1993!

We develop and produce touch tables, information and order kiosks, touch screens, outdoor kiosks, industrial solutions and video walls. Prestop is also specialized in custom projects.



Self Service Innovator