

# Digital Reception

Digital reception



Welcome your visitors and suppliers in a new modern, customer-friendly way with Prestop's video call digital reception.



  
**prestop**  
get touched



## Security

All calls are encrypted with industry-standard encryption. Where possible, data in one-to-one calls is transmitted directly between call participants to avoid server routing.

## Works on multiple platforms

Receive the call directly in the browser on computers, Android and iOS, and our convenient apps provide an even better call experience on mobile.



## Multiple connections, multiple receivers

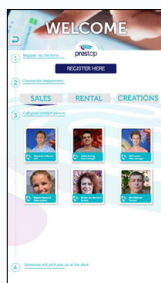
Assign as many conversation links and users within your account as you need. Each link can be assigned to multiple users, and a user can be assigned multiple links. The connection provider automatically handles call routing.

- Call contact with a video call or voice connection.
- Touchscreen operation or contactless with a QR code.
- Receive calls from the digital front desk on your smartphone or on your computer desktop.
- Mail and package delivery drivers contact the right person immediately.
- Register visitors via a digital form.
- Register a visitor's badge.
- Manage your own reception(s) in an online environment.



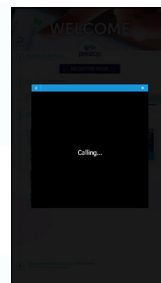
## The visitor's experience

Visitors sign in by scanning a QR code or choose their contact via a menu on a touchscreen display.



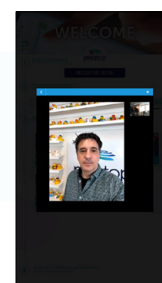
### Step 1

Visitor logs on



### Step 2

Contact person receives a call




### Step 3

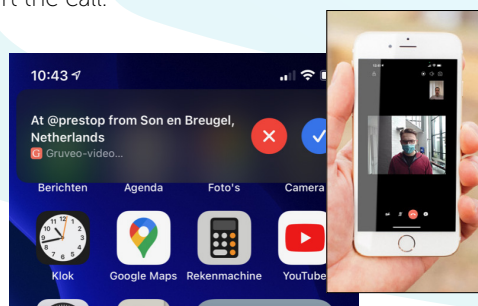
(video) call will start on both screens

## The recipient's experience

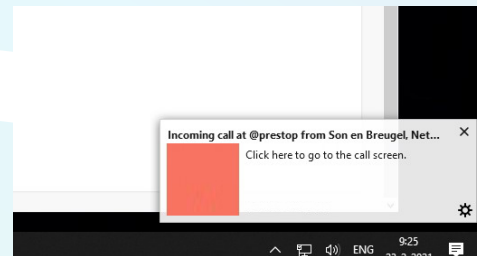
The recipient gets a notification on a tablet, phone or PC. And can click/tap on this to establish the connection and thus to establish the connection and thus start the call.



Receive call via your tablet.




Receive call via your your smartphone



Receive call via your laptop or PC.

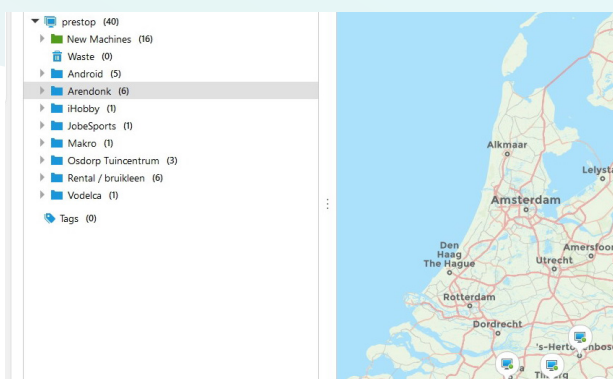
## Design your own look and feel.

Design your own interface online with Sitecaster so that the reception desk matches your corporate identity.



## Management

Manage the systems online and monitor everything with one login.



# Online tools for the administrator.

The ability for the administrator to automatically record all incoming calls for, for example, a quality survey.

Call Log

Date from

Date to

05/29/2020

06/04/2020

Date/time	Link called	Caller location	Status	Answered by
Jun 4 10:16 AM	@art.test2	Košice, Slovakia	Answered	Art M
May 29 11:13 AM	@art.test	Rotterdam, Netherlands	Declined	
May 29 11:12 AM	@art.test	Rotterdam, Netherlands	Missed	
May 29 11:12 AM	@art.test	Rotterdam, Netherlands	Answered	Art M
May 29 11:12 AM	@art.test	Rotterdam, Netherlands	Answered	Art M

Overview of all calls made from the digital reception.

**Bas Emmen (Prestop)**

- Set up a Call
- Notifications and Messages
- Caller Blocking
- Users
- Permanent Links
- Branding
- Call Log
- Incoming Calls Report
- Call Recordings**
- Call Button

### Call Recording

Recorded video layout

☐ Tiled

☒ Maximized active speaker

Changes to the video layout will be applied in any...

☐ Automatically start recording for each call

Storage

Gruveo

**SAVE CHANGES**

**Your recordings** 0-0 of 0

Option to automatically record all calls.

Incoming Calls Report

Date from

Date to

05/29/2020

06/04/2020

Permanent link	Total incoming calls	Missed calls	Declined calls	Answered calls
@art.test	6	2	1	3

Statistics

BOUWEN

INSTELLINGEN

PUBLICEREN

Your company name:

Take a screenshot

**BACK** **NEXT**

Your name

Take a screenshot

**BACK** **NEXT**

Pickup a visitor badge and scan the QR code

Take a screenshot

**SCAN QR CODE**

**BACK** **NEXT**

Take a screenshot

Customize ( registration ) forms through an online environment.

# Optional Features


Beyond the standard functionalities, there are also optional features to sign the visitor in. With this, it is not necessary for the visitor to touch the screen. And they can sign in contactless registration at the digital reception.

## Automatic gel dispenser



The base can be supplied with a built-in gel dispenser. To always use the screen with clean hands use the screen.

## Registration and deregistration form



Allow your visitors to register and deregister themselves. Keep track of who has registered as a visitor, e.g. needed in case of an emergency. Show company information, floor plans, important procedures and safety regulations.

Options:

- o Register a visitor badge.
- o Additional questions, e.g. a Corona/ Health Check.
- o Take a photo.
- o Agreeing to applicable safety rules.
- o Place a signature.

## Contactless registration via QR



Direct video call/voice connection to your contact by scanning a QR code. You can insert the QR code in an invitation or for example in your E-Mail signature.

## Contactless registration via sensor



Instant video call/voice connection by holding your hand in front of a motion sensor.

OF

**Prestop is the specialist for interactive  
touchscreen solutions since 1993!**

We develop and produce touchscreens, touch tables,  
information kiosks, order kiosks, outdoor kiosks,  
interactive mirrors, digital display windows, video walls  
and industrial solutions.

Are you looking for a customised or unique solution?  
Prestop is happy to advise and assist!

